


LINUX **WAR**



# WEBMIN

WEBMIN: Web-based interface for system administration

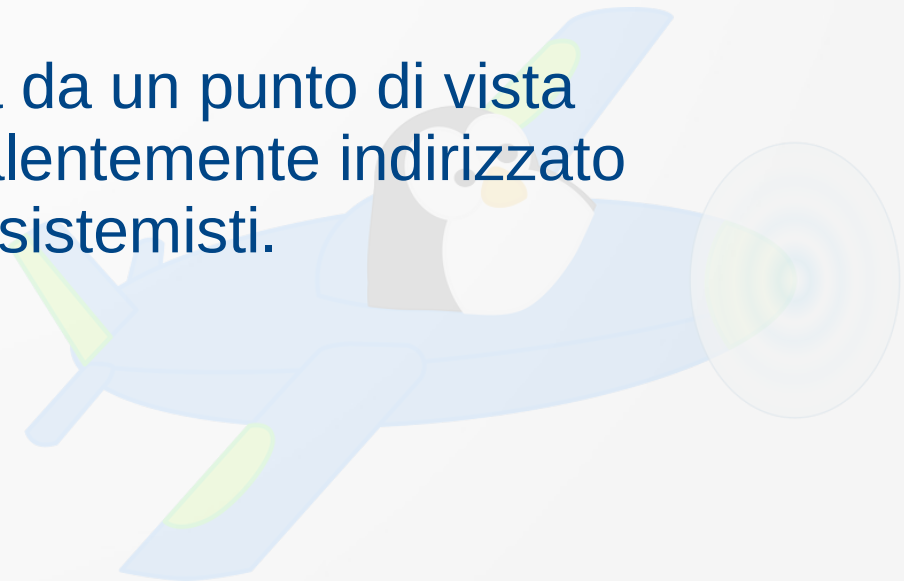
# WEBMIN

## ➤ **Cos'e' WEBMIN**

Webmin e' un software che permette la gestione di un computer tramite interfaccia web.

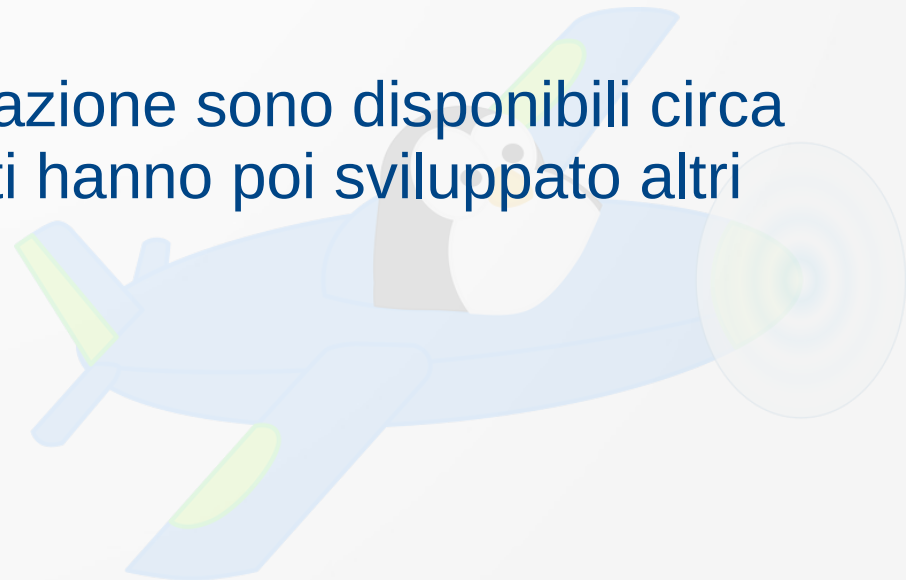
(all'indirizzo <http://localhost:10000> o <https://localhost:10000>).

- Permette di gestire la macchina sia da un punto di vista hardware che software, ed e' prevalentemente indirizzato all'uso da parte di amministratori e sistemisti.



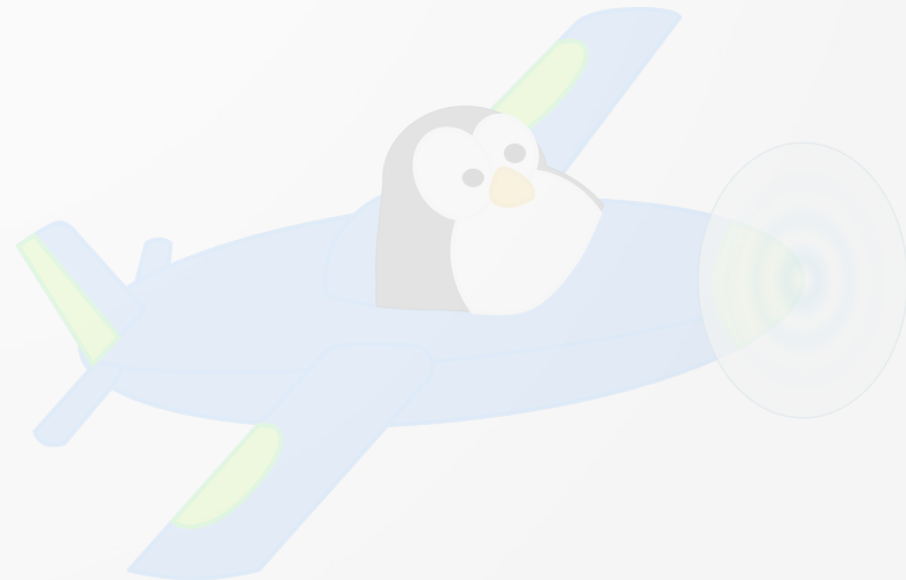
# WEBMIN

- Progettato e creato da Jamie Cameron (dalla versione 0.1 del 1997 fino alla 1.900 ad oggi).
- E' costituito fondamentalmente da un webserver e da script CGI.
- E' modulare e all'atto dell'installazione sono disponibili circa 116 moduli di default (terze parti hanno poi sviluppato altri moduli).




# WEBMIN

- ✦ Principali funzionalita'
- ✦ Gestione servizi quali (stralcio):
  - ➔ users and groups
  - ➔ disk and filesystems
  - ➔ disk quotas
  - ➔ partition, raid and lvm
  - ➔ bootup and shutdown
  - ➔ process management




# WEBMIN

- ✦ Gestione Servizi (continua):
  - software packages
  - system logs
  - network configuration
  - firewall configuration
  - printer administrator
  - status monitoring



# WEBMIN

- ✦ Gestione Server quali (stralcio):
  - pache web server
  - dns server
  - dhcp server
  - mysql database
  - postgresql database
  - sendmail
  - wu-ftpd server
  - proftpd server
  - ssh server
  - windows file sharing with samba




# WEBMIN

## ➤ Installazione

Webmin e' disponibile gia' pacchettizzato per i seguenti sistemi operativi:

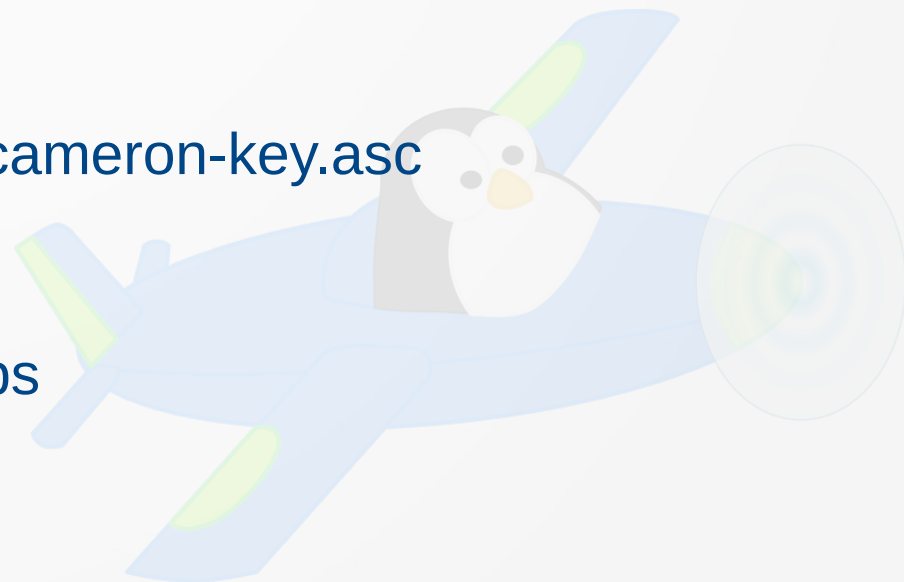
- ➔ Red Hat Linux
- ➔ Debian / Ubuntu
- ➔ Solaris



# WEBMIN

## ↳ Installazione su Debian / Ubuntu

- Edit the `/etc/apt/sources.list` file on your system and add the line:  
`deb https://download.webmin.com/download/repository sarge contrib`
- `cd /root`
- `wget http://www.webmin.com/jcameron-key.asc`
- `apt-key add jcameron-key.asc`
- `apt-get install apt-transport-https`
- `apt-get update`
- `apt-get install webmin`





# OSINT – Open source Intelligence

## Riferimenti

➔ Sito Webmin:

<http://www.webmin.com/>

➔ Documentazione:

[https://doxfer.webmin.com/Webmin/Main\\_Page](https://doxfer.webmin.com/Webmin/Main_Page)

➔ Installazione:

<http://www.webmin.com/deb.html>

➔ Moduli

[http://www.webmin.com/cgi-bin/search\\_third.cgi?modules=1](http://www.webmin.com/cgi-bin/search_third.cgi?modules=1)

➔ Forum:

<https://sourceforge.net/p/webadmin/discussion/600155/>

